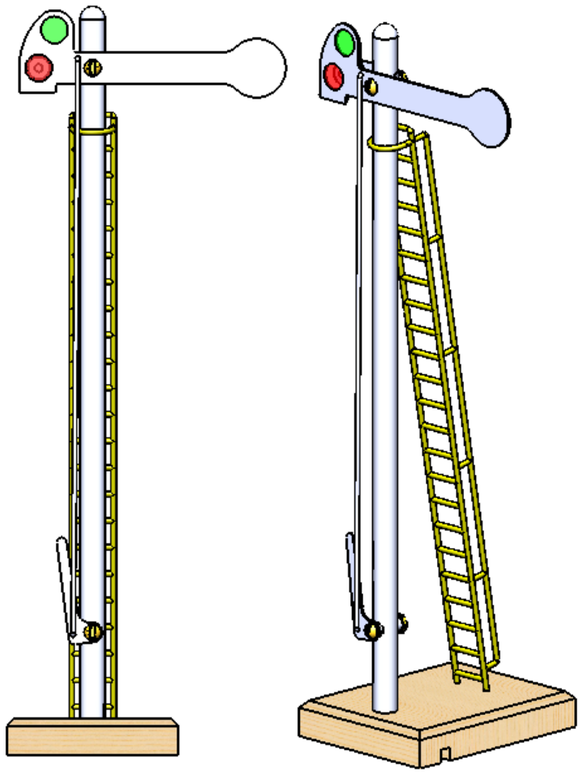

MAIN LINE SIGNAL

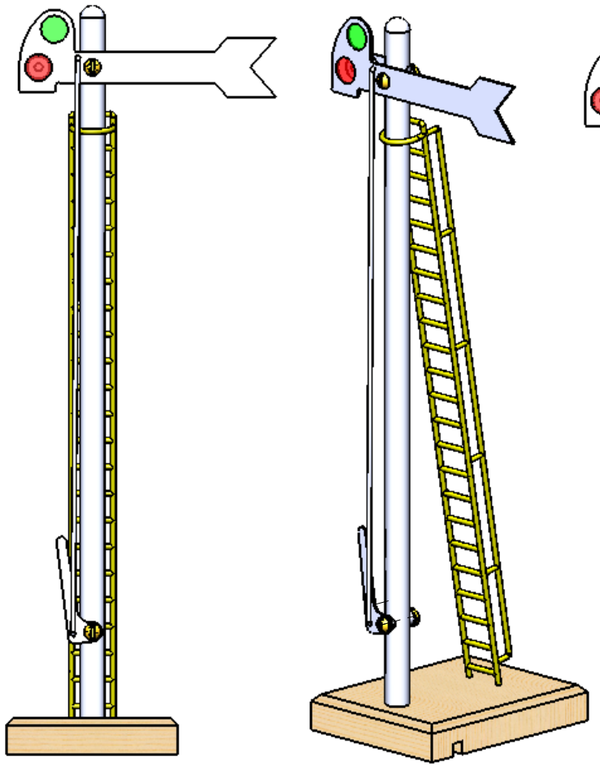

BRANCH LINE SIGNAL

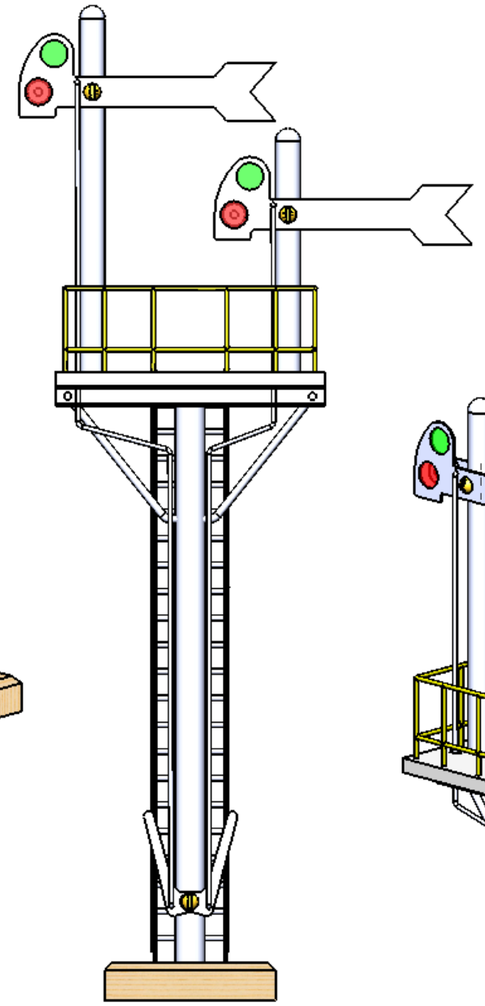

MAIN LINE, BRANCH AND SIDINGS SIGNALS

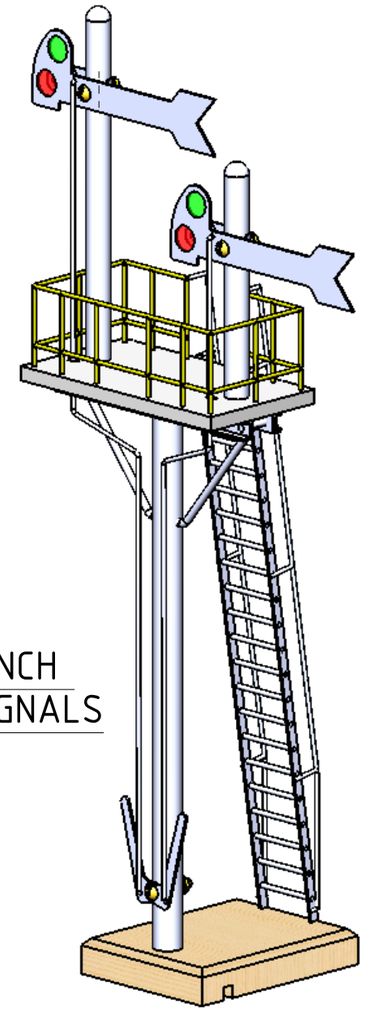

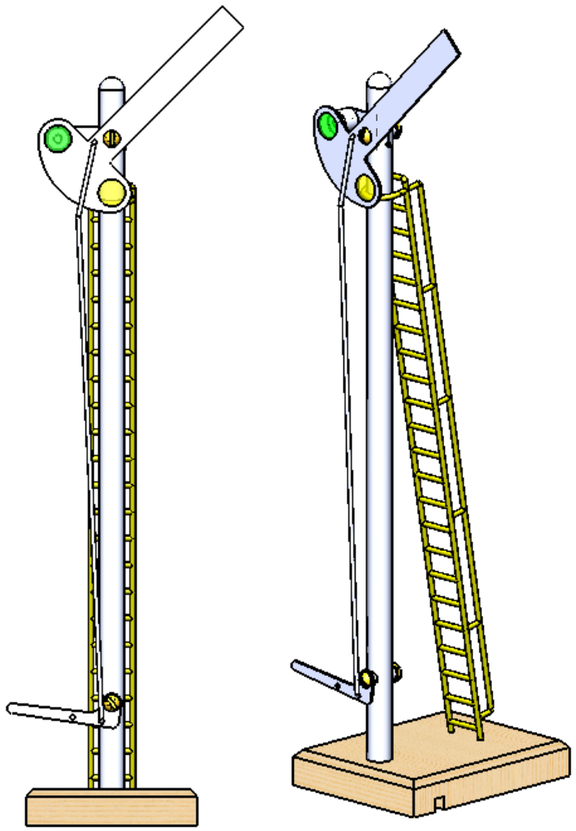

MAIN LINE WARNING SIGNAL

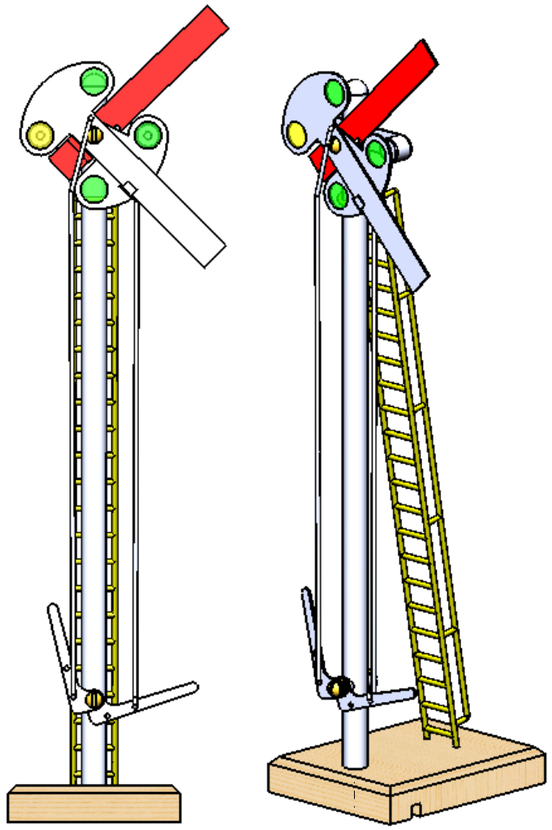

BRANCH LINE WARNING SIGNAL

QTY.	MAIN LINE SIGNAL
2	M4 NUT
2	M4x17 R-HEAD SCREW
1	SSFNS-01-CONCRETE BASE
1	SSFNS-02-SIGNAL POLE
1	SSFNS-03-SIGNAL ARM TYPE-1
1	SSFNS-04-OPERATING HANDLE TYPE-1
1	SSFNS-05-OPERATING ROD TYPE-1
1	SSFNS-06-LAMP HOLDER TYPE-1
1	SSFNS-07-LADDER
QTY.	BRANCH LINE SIGNAL
2	M4 NUT
2	M4x17 R-HEAD SCREW
1	SSFNS-01-CONCRETE BASE
1	SSFNS-02-SIGNAL POLE
1	SSFNS-04-OPERATING HANDLE TYPE-1
1	SSFNS-05-OPERATING ROD TYPE-1
1	SSFNS-06-LAMP HOLDER TYPE-1
1	SSFNS-07-LADDER
1	SSFNS-08-SIGNAL ARM TYPE-2
QTY.	MAIN LINE WARNING SIGNAL
2	M4 NUT
2	M4x17 R-HEAD SCREW
1	SSFNS-01-CONCRETE BASE
1	SSFNS-02-SIGNAL POLE
1	SSFNS-06-LAMP HOLDER TYPE-1
1	SSFNS-07-LADDER
1	SSFNS-09-SIGNAL ARM TYPE-3
1	SSFNS-10-OPERATING ROD TYPE-2
1	SSFNS-11-OPERATING HANDLE TYPE-2
QTY.	BRANCH LINE WARNING SIGNAL
2	M4 NUT
2	M4x20 R-HEAD SCREW
1	SSFNS-01-CONCRETE BASE
1	SSFNS-02-SIGNAL POLE
1	SSFNS-07-LADDER
1	SSFNS-09-SIGNAL ARM TYPE-3
2	SSFNS-10-OPERATING ROD TYPE-2
2	SSFNS-11-OPERATING HANDLE TYPE-2
1	SSFNS-12-SIGNAL ARM TYPE-4
5	SSFNS-13-1mm WASHER
1	SSFNS-14-LAMP HOLDER TYPE-2
1	SSFNS-15-SIGNAL ARM TYPE-5
QTY.	MAIN LINE, BRANCH AND SIDINGS SIGNAL
3	M4 NUT
2	M4x17 R-HEAD SCREW
1	M4x20 R-HEAD SCREW
1	SSFNS-01-CONCRETE BASE
2	SSFNS-04-OPERATING HANDLE TYPE-1
2	SSFNS-06-LAMP HOLDER TYPE-1
2	SSFNS-08-SIGNAL ARM TYPE-2
1	SSFNS-16-POLE AND SIGNAL PLATFORM
1	SSFNS-17-PLATFORM SAFETY RAIL
1	SSFNS-18-PLATFORM SIGNAL POLE
1	SSFNS-18-PLATFORM SIGNAL POLE
1	SSFNS-19-PLATFORM OPERATING ROD-1
1	SSFNS-20-PLATFORM OPERATING ROD-2
1	SSFNS-21-PLATFORM LADDER

MODEL SCALE 1 : 22.5 GAUGE 64mm

DWG SCALE NTS @ A3 OR AS SHOWN

TITLE
SEMAPHORE SIGNALS OF THE DUTCH RAILWAYS

DRAWING CONTENTS

GENERAL ARRANGEMENTS, ISOMETRICS VIEWS AND PARTS LISTS

PROJECT No

Copyright © J.A.M. DE WAAL PAPAKURA NZ

PROJECTION

JDW DRAUGHTING SERVICES
J.A.M. DE WAAL. 12 BRIGHTWELL STREET PAPAKURA 2110.
NEW ZEALAND. PHONE: 0064 09 2988815. MOB: 0211791000
E-MAIL: dewaal@xtra.co.nz.

DATE FEBRUARY 2012

SHEET 1 OF 3

A3 No: SSNS-01

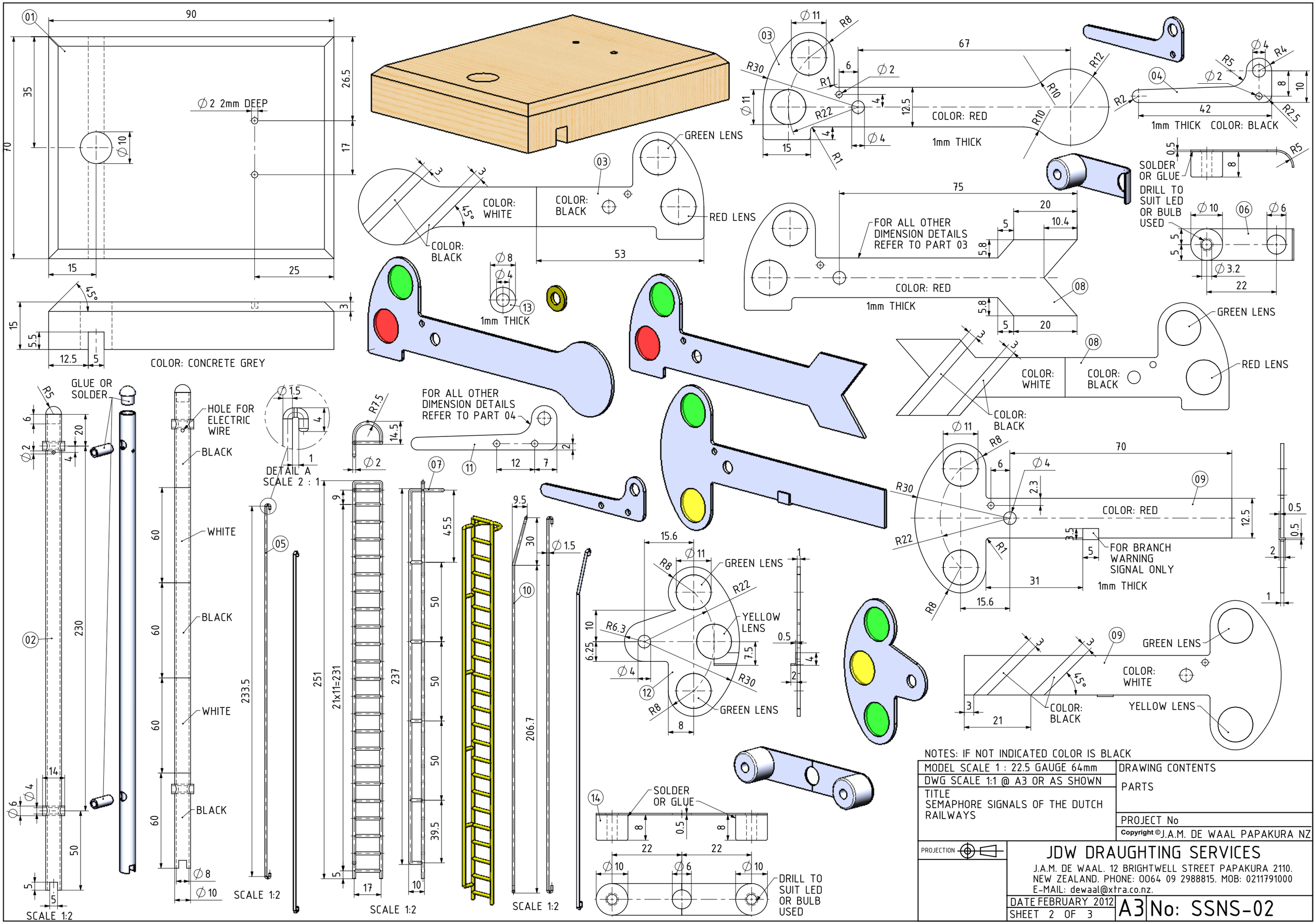

NOTES: IF NOT INDICATED COLOR IS BLACK

MODEL SCALE 1 : 22.5 GAUGE 64mm	DRAWING CONTENTS
DWG SCALE 1:1 @ A3 OR AS SHOWN	PARTS
TITLE SEMAPHORE SIGNALS OF THE DUTCH RAILWAYS	PROJECT No
	Copyright © J.A.M. DE WAAL PAPAKURA NZ

PROJECTION

JDW DRAUGHTING SERVICES
J.A.M. DE WAAL. 12 BRIGHTWELL STREET PAPAKURA 2110.
NEW ZEALAND. PHONE: 0064 09 2988815. MOB: 0211791000
E-MAIL: dewaal@xtra.co.nz.

DATE FEBRUARY 2012 | A3 | No: SSNS-02

SHEET 2 OF 3

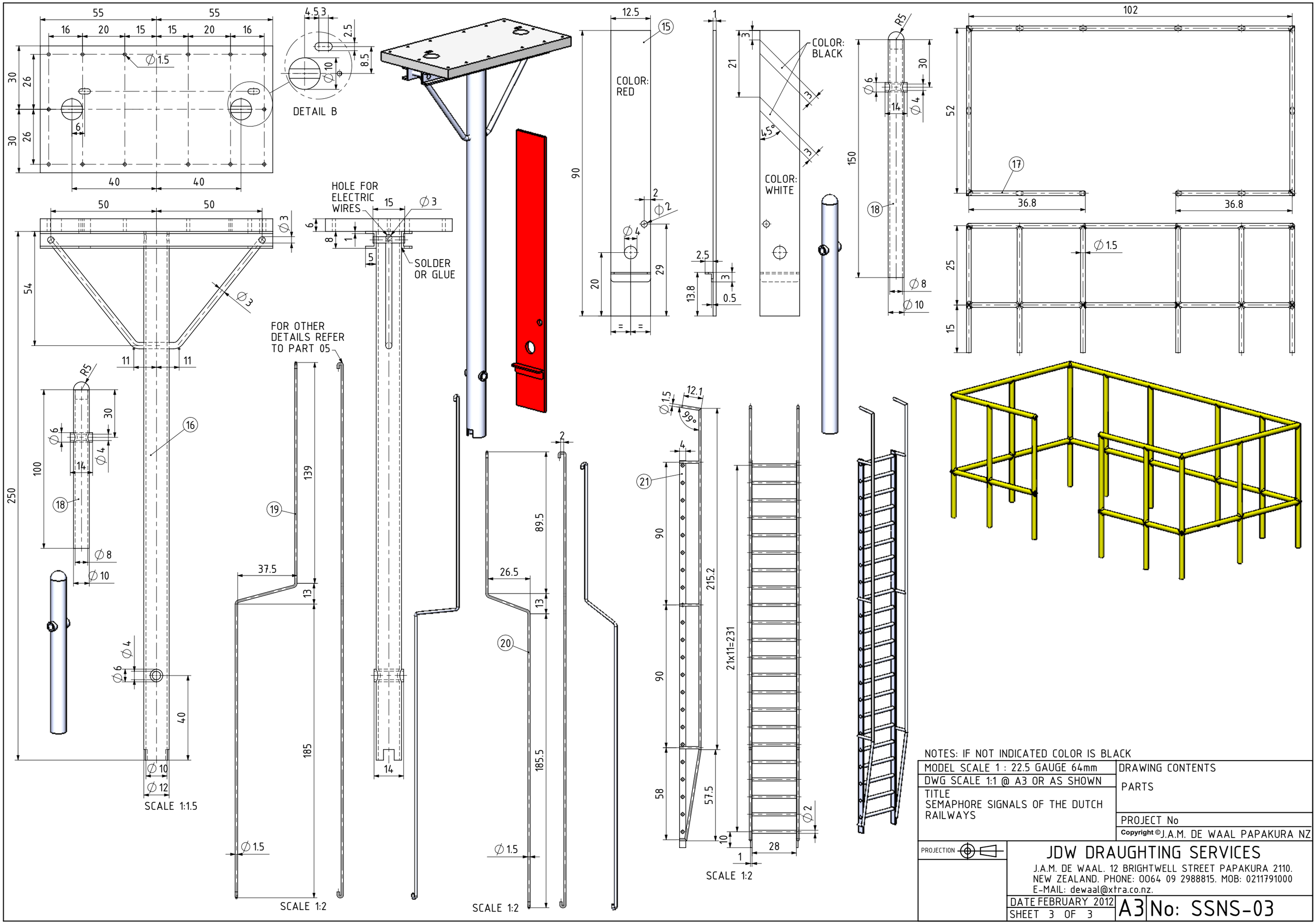

NOTES: IF NOT INDICATED COLOR IS BLACK

MODEL SCALE 1 : 22.5 GAUGE 64mm	DRAWING CONTENTS
DWG SCALE 1:1 @ A3 OR AS SHOWN	PARTS
TITLE SEMAPHORE SIGNALS OF THE DUTCH RAILWAYS	PROJECT No
	Copyright © J.A.M. DE WAAL PAPAKURA NZ

PROJECTION

JDW DRAUGHTING SERVICES

J.A.M. DE WAAL. 12 BRIGHTWELL STREET PAPAKURA 2110.
NEW ZEALAND. PHONE: 0064 09 2988815. MOB: 0211791000
E-MAIL: dewaal@xtra.co.nz.

DATE FEBRUARY 2012

SHEET 3 OF 3

A3 No: SSNS-03